

2024-2025 Annual Report



Mount Auburn Preparatory Academy (MAPA) is an award-winning school serving students from early Kindergarten through 12th grade in Cincinnati with a well-rounded education that equips them with the 21st-century knowledge and skills they need to prepare for a lifetime of learning. The campus features a state-of-the-art security system, as well as two playgrounds, a gymnasium, and a media room. Separate floors are dedicated to upper and lower grade levels. Small class sizes, expansive student and family support services, and

a wide range of extracurricular and sports opportunities provide the basis for student success. MAPA supports the educational and career aspirations of students as they progress through school. Students can participate in College Credit Plus, a dual enrollment program, beginning in Grade 7, where they earn college credit as they work toward high school graduation. MAPA's Career-Based Intervention (CBI) program helps students identify potential career paths and begin building career-specific skills and knowledge.

Mission: To provide all students with a content-rich, academically challenging education with a well-defined, sequential curriculum in a safe, orderly, disciplined environment. Mount Auburn Preparatory Academy students will learn to express themselves and utilize 21st-century technology to support learning in all major subjects. To provide all students with a content-rich, academically challenging education with a well-defined, sequential curriculum in a safe, orderly, disciplined environment. Mount Auburn Preparatory Academy students will learn to express themselves and utilize 21st-century technology to support learning in all major subjects.

Chairman

Matt Wahlert

Vice Chair

Corin Widmeyer

Secretary

Holly Jenkins

Treasurer

Brandi Elliott

Board Members

JoAnn Battle

Authorizer

St. Aloysius Orphanage

Principal

Craig Horn

Regional VP

Jamie Brady

Grades Served

Early K-12

Students Served

360

School Year Opened

2018-2019

Managed By Accel Since

2018-2019

Fiscal Officer

Dave Massa



2024-2025 Annual Report

Student Demographics

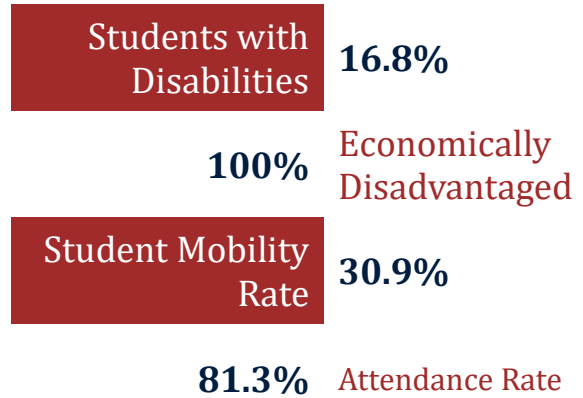


MULTI-RACIAL
46.2%

BLACK
30.2%

OTHER
23.6%

Special Populations



NOTE: If Enrollment is less than 10, results are Not Calculated

Progress towards Goals

Mount Auburn Preparatory Academy's **Performance Index** continues to improve with a **14-point increase** from 66.25 in SY2024 to **80.79** in SY2025.

MAPA's **graduation rate** continues to trend positively up to **81.5%** in 2025 from 45.5% in 2023 and 69.2% in 2024. The **attendance** rate for MAPA increased from 72.2% in 2023 to **81.3%** in 2025.



State Report Card

Performance Index Score 80.8	Overall Rating ★★★★☆
Achievement Component ★★★	Early Literacy Component ★★★★
Progress Component ★★★★★	Gap Closing Component ★★★★
Graduation ★	College, Career, Workforce, and Military Readiness ★

Our Academic Goals

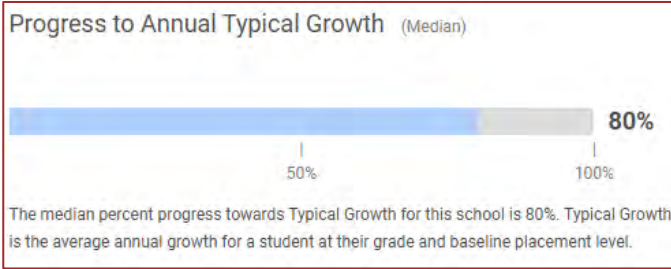
- #1 By 2027, all students will improve on the state assessment as demonstrated by the Performance Index by 55%.
- #2 By 2027, the graduation rate will increase by 6%.
- #3 By 2027, student performance will improve as demonstrated by an increase in attendance to 80% or higher.

2024-2025 Annual Report

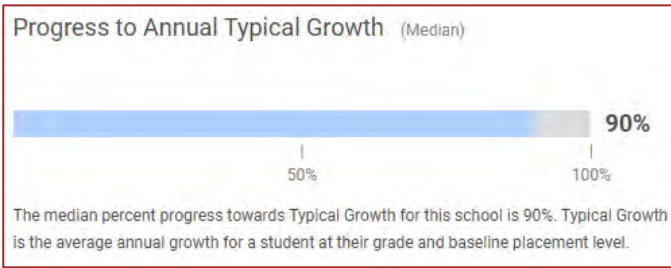


MOUNT AUBURN
PREPARATORY ACADEMY

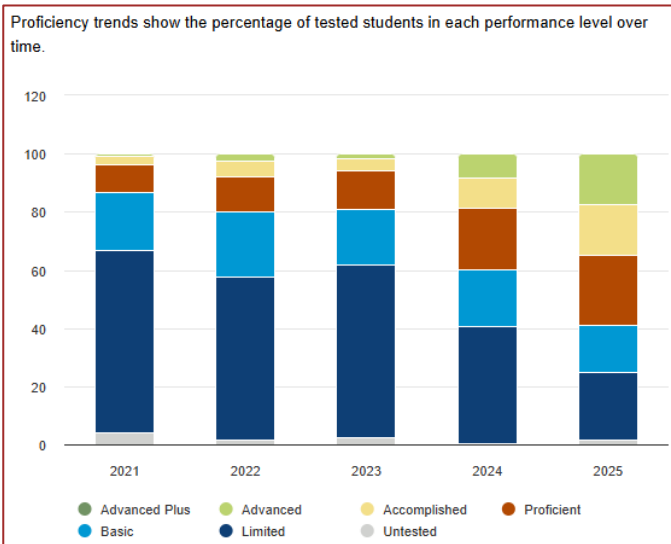
iReady Data Reading



iReady Data Mathematics



Percent Proficient at Mount Auburn Preparatory Academy



Our Highlights

Academic:

- 2025 Accely Award
- Our 5-Star Progress rating is a powerful indicator of our school's effectiveness.
- #2 Charter School in Hamilton County
- Scores in Top 10% of Ohio Charter Schools
- 61% Increase in PI (Last 2 Years)
- 2024 Momentum Award from ODEW

Student Life:

- Academic Awards
- Field Trips
- Athletics
- Basketball Boys League Champions
- Junior Achievement Program
- Game Nights
- Youth Leadership Summit (HS)
- Spring Showcase
- Game Show Night
- Musical Theater Productions
- Free Summer Camps

Community:

- Donuts with Dads
- Back to School Bash
- Halloween Bash
- School Dances
- Celebrity Motivational Speakers
- Senior Dinner Night

2024-2025 Annual Report



Financial Data:

State Sources	3,796,514
Federal Sources	1,005,240
Local Sources	10,511
Total Revenue	\$4,812,265

Salary & Wages	1,732,995
Employee Benefits	485,832
Purchased Services	2,717,863
Supplies & Materials	230,198
Capital Outlay	44,445
Other Expenses	68,013
Total Expenses	\$5,279,346

(1) Numbers in \$M

(2) At the time of publication, 2025 fiscal year data was not available from the Ohio Auditor of State. For updated information visit: www.auditor.state.oh.us

Sponsor Statement:

A sponsor statement will not be provided or included in the school's annual report since this requirement was repealed with SB 168 that takes Effect in October.